
Kindergarten Information Book 2023



St Marys South Public School
96 Monfarville Street
St Marys NSW 2760
Ph: 9623 1745

Excellence

LEARNING | TEACHING | LEADING

CONTENTS

Contents	Page 1
Welcome and Term Dates	Page 2
How to make your child be happy and reach their full potential.	Page 3
School Hours	Page 4
School Values	Page 5
Teaching and Learning	Page 6
School Uniform	Page 7
Coming and going, Entering the school, Collecting your child, Parking and Money Collection.	Page 8
Staff Development Day, Assessment and Reporting, Lost Property Healthy Eating and Canteen.	Page 9
Assemblies, Notes and Newsletters, Playgroup, Starter School, Parent Fitness Program and Road Safety.	Page 10
Student Absence, Exemption, Immunisation, Illness and Medication.	Page 11
Helping your child prepare for Kindergarten.	Page 12
Helping your child prepare for Kindergarten continued.	Page 13
Helping your child at home.	Page 14
Helping your child at home continued.	Page 15
Handwriting	Page 16

WELCOME

Welcome to St Marys South Public School. Our school strives to provide an education based on both quality and care.

- **Quality** - We offer a curriculum where every child is helped to achieve his or her personal best in academic, cultural and sporting endeavours.
- **Care** - We aim to provide an environment where children from all backgrounds feel valued and supported. Students and staff work harmoniously together to achieve their best.



We aim to work in partnership with you in the education of your child. Your opinions are always welcomed.

There are many opportunities for parents and families to participate in classroom and school activities. We hope that you will take advantage of becoming a part of the St Marys South Public School community.

TERM DATES 2023

Term 1

Tuesday 31 January, 2023

* Kindy Best Start Day 1

Wednesday 1 February, 2023

* Kindy Best Start Day 2

Thursday 2 February, 2023

* Kindy Best Start Day 3

Friday 3 February, 2023

* Kindy Best Start Day 4

Monday 6 February, 2023

***Kindergartens First Day**

Thursday 6 April, 2023

*Last Day of Term 1

Term 2

Tuesday, 24 April, 2023

Friday 30 June, 2023

Term 3

Tuesday 18 July, 2023

Friday 22 September, 2023

Term 4

Monday 9 October, 2023

Tuesday 19 December, 2023

HOW TO HELP YOUR CHILD BE HAPPY AND REACH THEIR FULL POTENTIAL

A positive school experience starts at home. To have a positive influence on your child/children at home, you will:

- Spend time with them - read, play and share activities,
- Encourage them to express their feelings and talk about successes, difficulties, uncertainties, etc.
- Provide a safe environment where life is predictable. Routine and relationships help people to remain calm and relaxed.
- Provide challenges and opportunities to learn new skills to collect, to plan, to cultivate, to relate to, to help and to make.
- Use praise specifically, for example "I like the way you cleaned up your room".
- Recognise and name strengths and achievements.
- Read to your child in your first language.
- Have high expectations of your child's conduct and achievement.
- Help to set achievable goals and have clear guidelines for behaviour.
- Know who your child's/children's friends are and what they are doing.
- Don't put your worries on your child's/children's shoulders.
- Make sure your child/children have a balanced diet and enjoy plenty of exercise. Look after their health by having them immunised.
- Ensure your child knows how to get to and from school safely. Revise road safety rules with them constantly.
- Give moral guidance. Know your values and lead by example, demonstrating them clearly both in what you do and what you say.



SCHOOL BELL TIMES

MORNING

8:30 AM	Teacher on playground duty
8:55 AM	School starts
10.00 AM	Crunch and Sip

RECESS

11:00 AM	Eating time
11:05 AM	Children move to play areas
11:25 AM	Children assemble under the COLA

LUNCH

1:00 PM	Eating time
1:10 PM	Children move to play areas
1:33 PM	Half time break
1:55 PM	Children assemble under the COLA

DISMISSAL

3:00 PM	Children released to parents / carers
---------	---------------------------------------

In the interests of safety, children should not arrive at school before 8:30 am as teachers do not commence duty until this time.

School dismissal is at 3:00 pm. It is important for parents to collect their children promptly in the afternoon as children often get distressed if parents are late.



SCHOOL VISION AND MISSION

OUR VISION

**To develop outstanding
citizens who:**

- are creative
- are innovative
- are critical thinkers
- can communicate
and collaborate
effectively



OUR MISSION

**Creating an environment
that inspires the school
community to aim for
excellence and become
lifelong learners.**



SCHOOL VALUES AND RULES

St Marys South Public School
believes that Values and Rules are
an essential part of schooling.

Our school's values:

**Safe
Respectful
Learner**



Safe

Learn and play safely, and be in the
right place at the right time.
Move sensibly around the school,
report problems to a teacher.

Respectful

Dress with pride, care for your own
and other people's property, be
honest, listen well, speak politely and
care for the school environment.

Learner

Be ready and prepared to do your
best at all times by participating and
being a team player.

TEACHING AND LEARNING

The school's curriculum is organised around six Key Learning Areas as mandated by NSW Education Standards Authority (NESA).

ENGLISH – Our goal is to raise the literacy standards of all students. Classroom teachers work collaboratively to plan and implement quality literacy programs which incorporate speaking and listening, reading, writing, handwriting and digital technologies.

MATHEMATICS – In mathematics, students study space and geometry, patterns and algebra, data, chance measurement and number. We have a whole school focus on Working Mathematically, building student capabilities in problem solving, communicating, fluency, understanding and reasoning.

Both English and Mathematics are school priority areas.

Through our dual teaching model, an additional teacher supports the progress of every student in literacy and numeracy in the classroom.

Our Learning Links and Learning Support programs support those students requiring additional support to meet expected learning levels.



SCIENCE AND TECHNOLOGY -

Students develop an understanding and curiosity of the world through exploring scientific phenomenon and applying working scientifically and design and production skills, preparing students for a rapidly developing technological world.

PERSONAL DEVELOPMENT, HEALTH AND PHYSICAL EDUCATION -

Students develop self-esteem, social responsibility, personal fitness and the ability to make informed decisions about their health and lifestyle.

HUMAN SOCIETY AND ITS

ENVIRONMENT – Students are encouraged to study relationships between people, cultures and languages, with a special focus on civics and citizenship.

CREATIVE ARTS - Students participate in the art forms of dance, drama, music and visual arts through creating and making their own works. Our school implements a specialised Music program, K-6.

SCHOOL UNIFORM

Students of St Marys South are expected to wear the full school uniform everyday.

There are definite advantages in favour of a school uniform. It can encourage pride in the school, assist in the maintenance of tone and good conduct, and reduce undesirable distinctions made between children because of their clothing.

All uniforms are purchased from Abel Schoolwear, 6/516 Great Western Highway, St Marys NSW 2760.
Monday - Friday 8:30am - 4:30pm
Saturday: 9:30am - 12:30pm

Prices of new uniforms are regularly advertised throughout the year in the school newsletter and on the school's website.

Children should bring a raincoat on a wet day and a school jumper or jacket on a cold day. Umbrellas should not be brought to school as they are considered too dangerous for children.



SUMMER UNIFORM

Girls: Dress, Maroon School Polo shirt, maroon shorts, white socks, black shoes.

Boys: Grey shorts, Maroon School Polo shirt, grey socks and black shoes.

WINTER UNIFORM

Boys and Girls: Maroon track suit with school crest or plain maroon track suit, maroon and white uni-sex polo shirt, white socks and black shoes. A maroon school jacket or jumper is also available.

SCHOOL HATS

The wearing of school hats is necessary for protection from the affects of the sun.

St Marys South Public School Policy requires students without a school hat to sit in the shade - **No school hat, sit in the shade.**

Please ensure your child brings a school hat to school everyday with their name and class clearly labelled on it.

CLOTHING POOL


A uniform clothing pool operates at the school where second-hand uniforms are available for sale at a reduced price. Donations of second hand uniforms for resale are gratefully accepted.

GENERAL INFORMATION

COMING AND GOING

School commences at 8:55am and concludes at 3:00pm.

Children need time to adjust to a new routine. Allow plenty of time each morning for breakfast, cleaning teeth and getting dressed. If possible have clothes ready the night before.



Try to make sure that your child arrives at school by 8:45am and is collected at 3:00pm. Children soon get worried if parents/carers are late, even if it's just a few minutes.

Please ensure that your child comes to school every day, unless they are ill. Please inform the teacher if your child needs to leave early.

Children often get very tired in the first few weeks after starting school and may become a little unsettled, with a little extra attention and sleep, things should return to normal.

COLLECTING YOUR CHILD/ENTERING THE SCHOOL

When your child arrives at school, they go to the COLA area. If you enter the school between 8:55am - 3:00pm you need to report to the school office.

Children should be collected by 3:00pm at their classroom. If you are going to be late, please

notify the school office as soon as possible. Your child will be taken to the office to wait for your arrival. Children will not be released to anyone other than their parent/carer unless there is written permission.



PARKING

Parents are asked to park outside the school grounds. Please be mindful of the no - parking zones, bus zones and pedestrian crossing when parking at the front of the school. Drop off and pick up zones are for five minutes only and the driver must remain in the car.

MONEY COLLECTION

Sometimes you will be asked to send money to the school to cover the cost of school excursions or performances. Please send the money with a signed permission note in a sealed envelope with your child's name, class and event marked on the front. All money is to be handed into the school office. Payment by EFTPOS is also available at the school office.

STAFF DEVELOPMENT DAYS

On these days parents are requested to make other arrangements for the care of their children, as they are preparation days for staff and are free of student attendance. During these days staff are involved in curriculum development, staff development and training activities.

ASSESSMENT AND REPORTING

During the school year, your child's teacher will observe and assess your child. Parent teacher interviews will be offered during the year to discuss your child's progress. Formal written reports will be provided for the Half Year in June and the Yearly in December. If you have any questions or concerns regarding your child's learning, please contact the school office to make an appointment to speak with your child's teacher.



HEALTHY EATING







St Marys South Public School promotes good health and wellbeing for the whole school community by promoting the importance of healthy eating and healthy lifestyles.



Please ensure that your child brings a healthy lunch to school, such as fruit and a sandwich. Chips and sweets are discouraged and fizzy drinks are not allowed.

A water bottle is encouraged, each day. Please pack a small fruit or vegetable snack for your child to eat during our 'Crunch and Sip' break.

Children are not allowed to share food, due to concerns regarding allergies. Children eat their food under the supervision of their teachers.

	Breads or Cereals		Water
Vegetables or Salads			
	Meat or Alternatives		Dairy
	Dairy		
			Fruits

ASSEMBLIES

School Assemblies are held on Wednesdays at 2:15pm (even weeks). Parents are encouraged to attend.

NOTES AND NEWSLETTERS

Please encourage your child to hand you any notes sent home by the school, however if notes are misplaced extra copies of notes are available from the school office or website

School Newsletters are emailed once a fortnight on Tuesdays. Please ensure that your email address is kept up-to-date.

PLAYGROUP

A school based playgroup operates at St Marys South Public School on Wednesday mornings during the year.

STARTING SCHOOL GROUP

The Starting School Group operates throughout Terms three and four. Parents with preschool aged children are welcome to participate in the planned school readiness activities each Monday 9.15am-11.00am.

LOST PROPERTY

It is very important that all of your child's belongings are clearly labelled. Unlabelled property is put in the lost property area located in the school office. If unclaimed, the lost property will be donated to the uniform shop or Stewart House.

ROAD SAFETY

Monfarville Street pedestrian crossing is supervised by an RMS crossing supervisor each morning and afternoon.

Parents and children are expected to use the crossings at all times and cooperate with any direction given by the crossing supervisor.

It is important for parents to model good habits when crossing the road. Always use the crossings available and do not call children to cross the road.

Children lack road sense and concentration when leaving the school at the end of the day. Please help all students to be safe and sensible.

Please ensure that you observe the road rules when dropping off and collecting your child, park in designated areas that have been created to keep your child and other children safe.

PARENT & FAMILY ENGAGEMENT

We encourage parent involvement in all aspects of school life. Please join us for special events such as the Easter Hat Parade, join our P&C and/or volunteer your time to assist in school programs, canteen etc.

STUDENT ABSENCE

If a student is absent from school, parents must send a signed note on the day the child returns to school, explaining their absence.

If your child needs to leave the school during school hours it is essential that parents/carers report to the office. Your child will be sent to the office for collection.

STUDENT ABSENCE EXEMPTION

If you wish to take your child away from school on a holiday, such as overseas, you must notify the school in advance to gain Principal approval. You will need to complete an application form which can be collected from the front office. This will ensure your child's absence is recorded as leave, on their record.

IMMUNISATION

The Public Health (Amendment) Act 1992 requires parents to provide documented evidence of a child's immunisation status on enrolment at school.

[illegible]

All children enrolling in Kindergarten are required to provide the school with their child's Immunisation History Statement.

ILLNESS

Sick children should be kept at home until they are healthy again.

All parents must provide a home and work phone number as well as a contact number of a friend or relative who can act on your behalf, in case your child is sick or injured at school.

MEDICATION

Occasionally children will need medication prescribed by a doctor to be administered at school.

In order for a child to have any medication administered, parents must complete an Administration of Prescribed




Medication Deed of Indemnity and the Register of Prescribed Medication forms. These forms are available at the front office. Medication cannot be given without this authorisation. No medication other than prescribed medication can be administered by school staff.

All medication must be stored at the office. No tablets or medicine should be kept in your child's bag in the interests of all children's safety.

HELPING YOUR CHILD PREPARE FOR KINDERGARTEN

The following is a brief outline of some of the things that students do in Kindergarten at St Marys South Public School and the routines that we try to establish. We hope that as you share this information with your child you will both be better prepared for the big step of going to school.

Please talk to your child about starting school - how they might feel, how they will make new friends and meet up with old ones, and most importantly how you will be there at the end of the day to meet them when school finishes at 3:00pm.



A DAY IN KINDERGARTEN AT ST MARYS SOUTH PUBLIC SCHOOL

At 8:55am a bell rings to tell the children to line up on the top playground under the COLA (Covered Outdoor Learning Area) in class lines. Your child's teacher will take your child to their classroom. At this time parents are asked to leave their child in the care of school staff and return for them at the end of the day. Your child's teacher will take him/her into the classroom where they are seated quietly on the floor. Your child will be greeted by the teacher, who will mark the roll and then advise your child what they are going to do for the day.

Generally at, 10:00am the children have crunch and sip. This is a program that promotes healthy eating. You will need to give your child a small piece of fruit or some cut up vegetables to eat.

11:00am a bell rings for the children to have recess. The teacher will ask the children to put their hats on and to eat their small snack taken from their school bag. The teacher and a Year 5

or 6 student buddy, will help your child for the first few weeks of school. Please remind your child to ask the teacher if he/she needs help with anything. The teacher will take the children to the playground

while they eat their food. When the children are finished eating they are allowed to play with their friends but they must remember not to run on the asphalt.

At the end of recess a bell will ring for your child to line up under the COLA area. Your child should stand quietly in these lines as sometimes teachers will tell them important messages. At the end of the assembly, your child's teacher will take them back to the classroom to do some more work until lunchtime. Your child may draw and make patterns, learn about numbers, listen to stories, read some books or write and/or draw pictures about stories.

1:00pm a bell will ring to tell your child that it is time for lunch. Your child will eat lunch with their class. Please pack extra drinks in hot weather.

1:10pm a bell will ring that lets your child know they can go and play. Please be mindful of any toys that your child may bring to school. Whilst we encourage children to play nicely and to share, the school is not responsible for lost or broken belongings.



1:55pm another bell rings to signal the end of lunch. Children line up under the COLA and then return to class for afternoon activities.

3:00pm the end of school bell rings. Parents meet their children outside of the classroom.

Please ensure that your child's name is labelled clearly on all of their belongings, including their clothes, lunchboxes and drink bottles.

If your child needs to go to the toilet during class time, they need to tell their teacher. If the outside toilets are used, the teacher will send another child with your child to keep them safe.

If your child is away from school due to illness, a note explaining the reason for being absent is required within seven days of the child being away. A detailed description of the illness or reason is required. You need to remind your child that they must take their note out of their bag and hand it in to the teacher first thing in the morning.

Please place any money or notes in a sealed envelope with your child's name, class, amount and purpose on it. For example, Bookclub, excursions, etc to hand in at the office.

One very important thing that your child must remember, is that they are not to go out of the school gate without their teacher or parent. If you are late picking your child up from school, they will be taken to the office where they will be taken care of until they are picked up. Please contact the school if you are going to be late.




HELPING YOUR CHILD AT HOME

TALK AND LISTEN TO YOUR CHILD


- Try to make sure that there is time every day for discussion.
- Take time to explain and question.
- Listen to what your child is saying, or trying to say.
- Talk about familiar things and experiences.
- Explain the meanings of words and add information to clarify meaning.
- Provide a good listening model.
- Encourage your child to share and talk about experiences with a range of people, eg. Peers, friends, relatives and other adults.
- Play games that encourage language.

READ TO YOUR CHILD AS OFTEN AS POSSIBLE

- Make reading a shared, enjoyable experience.
- Encourage your child to choose books to be read.
- Talk about the books that you read... the story, the characters, the illustrations.
- Let your child hold the book and turn the pages.
- Follow the words with your finger to show the print direction, left to right.



- Encourage your child to join in when reading familiar stories.
- Be prepared to read favourite stories over and over.
- Point out signs and labels in the environment. E.g. Shop signs, advertisements, road signs and food labels.
- Let your child see you read.
- Enrol your child in the local library.




ENCOURAGE PLAY

- Let your child create from scrap materials. E.g. Talk about what they have made.
- Allow your child to dress up and role play.
- Encourage your child to play with other children.
- Encourage your child to cut, paste, colour, tear, fold, draw, paint, copy and trace.
- Encourage your child to run, jump, skip, hop and to throw and catch a ball.



ENCOURAGE INDEPENDENCE

- Support your child but allow them to have a go.
- Allow your child to experiment, solve problems and to try things for themselves.
- Encourage your child to talk about their feelings and experiences, and offer suggestions.



BE POSITIVE - Lots of praise and encouragement

- When children are encouraged to have confidence in themselves and their abilities, their foundation for successful learning are established.
- Remember that each child is different, so provide lots of support as they develop in different ways.



SOCIAL READINESS

Encourage your child to

- Mix with other children
- Share and take turns
- Assist with simple tasks
- Complete a task that they start
- Care for and put away play things
- Talk to other people
- Listen attentively
- Follow simple directions
- Co-operate and play with others

EMOTIONAL READINESS

Encourage your child to

- Attempt simple tasks
- Accept criticism without getting upset
- Feel happy about their efforts
- Smile and laugh
- Be curious about learning

PHYSICAL READINESS

Encourage your child to

- Perform daily routines independently
- Dress themselves
- Run, jump, walk, climb, hop, slide, and skip etc
- Throw and catch a ball
- Use scissors
- Hold crayons and pencils correctly
- Make models with scrap materials and play dough.
- Open and close lunchboxes and drink bottles independently
- Use the toilet independently

HANDWRITING

If you are helping your child to write their name please use this as a guide. This is called Foundation Handwriting and is the style of writing all schools currently use. Names should be as follows:

Capital first then small case e.g. Mary. Please do not write their name in all capital letters

A B C D E F G

H I J K L M N

O P Q R S T U

V W X Y Z

a b c d e f g h

i j k l m n o p q

r s t u v w x y z

ST MARYS SOUTH PUBLIC SCHOOL



Education